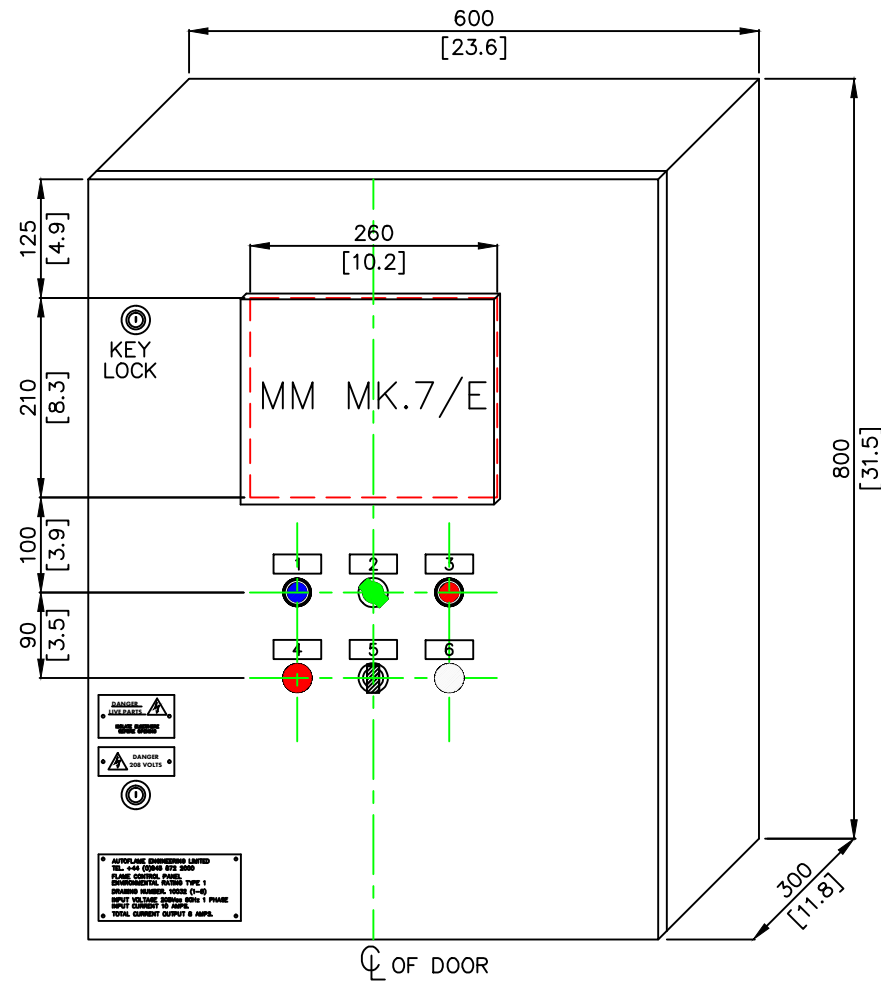


No.	DWG REFERENCE	DESCRIPTION	TYPE
1	3.5PB1	GAS PUSH ON-PUSH OFF	BLUE LENS LATCHING PUSHBUTTON & LAMP
2	3.8S2	STAT. CCT OK BURNER OFF-ON	GREEN LENS 2 POSITION SWITCH & LAMP
3	3.6PB2	MM ERROR/LOCKOUT RESET	RED LENS PUSHBUTTON & LAMP
4	3.6LT2	AUXILIARY LOW WATER LEVEL	RED LENS HOOD & LAMP
5	3.7S1	SELECT HAND-AUTO-LFH	BLACK 3 POSITION SWITCH
6	3.4LT1	PANEL ON	WHITE LENS HOOD & LAMP



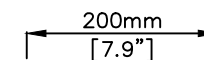
FRONT VIEW

CONTROL PANEL COMPONENT LIST

No.	MANUFACTURER	DESCRIPTION	CATALOGUE No.	UL FILE No.	QUANTITY
1	LIMPSFIELD	NEMA 4 CONTROL PANEL	800x600x300		1
2	WEIDMULLER	KLIPPON SAK10 TERMINAL	011006	E60693sect14	4
3	WEIDMULLER	KLIPPON SAK2.5 TERMINAL	027966	E60693sect14	108
4	WEIDMULLER	KLIPPON TS 35 x 7.5 TOP HAT RAIL	038340		350mm
5	WEIDMULLER	KLIPPON TS 32 G RAIL	012280		1100mm
6	ALLEN BRADLEY	4A DP D CURVE MCB	1492-SPM2D040	E65138	1
6	ALLEN BRADLEY	8A SP D CURVE MCB	1492-SPM1D080	E65138	1
7	ALLEN BRADLEY	2A SP D CURVE MCB	1492-SPM1D020	E65138	1
8	ALLEN BRADLEY	BLUE LENS LATCHED PUSHBUTTON	800FM-LFA6	E14840	1
9	ALLEN BRADLEY	GREEN LENS 2 POSITION SWITCH	800FM-LSM23	E14840	1
10	ALLEN BRADLEY	BLACK 3 POSITION SWITCH	800FM-SM32	E14840	1
11	ALLEN BRADLEY	RED LENS PUSHBUTTON	800FM-LF4	E14840	1
12	ALLEN BRADLEY	RED LENS HOOD	800FM-P4	E14840	1
13	ALLEN BRADLEY	WHITE LENS HOOD	800FM-P7	E14840	1
14	ALLEN BRADLEY	GREEN 110V LED	800F-N5G	E14840	1
15	ALLEN BRADLEY	RED 110V LED	800F-N5R	E14840	2
16	ALLEN BRADLEY	WHITE 110V LED	800F-N5W	E14840	2
17	ALLEN BRADLEY	BODY/FIXING COLLAR	800F-ALP	E14840	6
18	ALLEN BRADLEY	N/O CONTACT UNIT	800F-X10	E14840	4
19	ALLEN BRADLEY	N.O.E.M CONTACT UNIT	800F-X10E	E14840	2
20	OMRON	14 PIN GOLD FLASHED RELAYS	MY4IN/110	E41515	3
21	BLOCK	208Vac/115Vac 1000VA TRANSFORMER	USTE 1000/2x115	UL 506	1
22	BLOCK	120Vac/24Vac 60VA TRANSFORMER	ST 63/11/24	UL 506	1

UL LISTED PANEL No. :

DIMENSION KEY NOTE:



PANEL NET WEIGHT	25kg (68lb)
APPROXIMATE GROSS WEIGHT	65kg (143lb)
PANEL COLOUR	AUTOFLAME BLUE
PROTECTION CATEGORY	IP 66 TO EN 60 529/10.91 (NEMA 4)

THIS DESIGN/DRAWING IS THE PROPERTY OF AUTOFLAME ENGINEERING LTD. AND IS SUPPLIED WITHOUT RESPONSIBILITY ON OUR PART AND FOR YOUR PRIVATE INFORMATION ALONE. IT IS TO BE SHOWN ONLY TO YOUR SERVANTS OR AGENTS FOR THE PURPOSES OF YOUR BUSINESS AND TO NO OTHER PERSONS AND IS TO BE RETURNED TO US ON DEMAND OR WHEN YOU NO LONGER REQUIRE IT, WHICHEVER IS THE EARLIER.

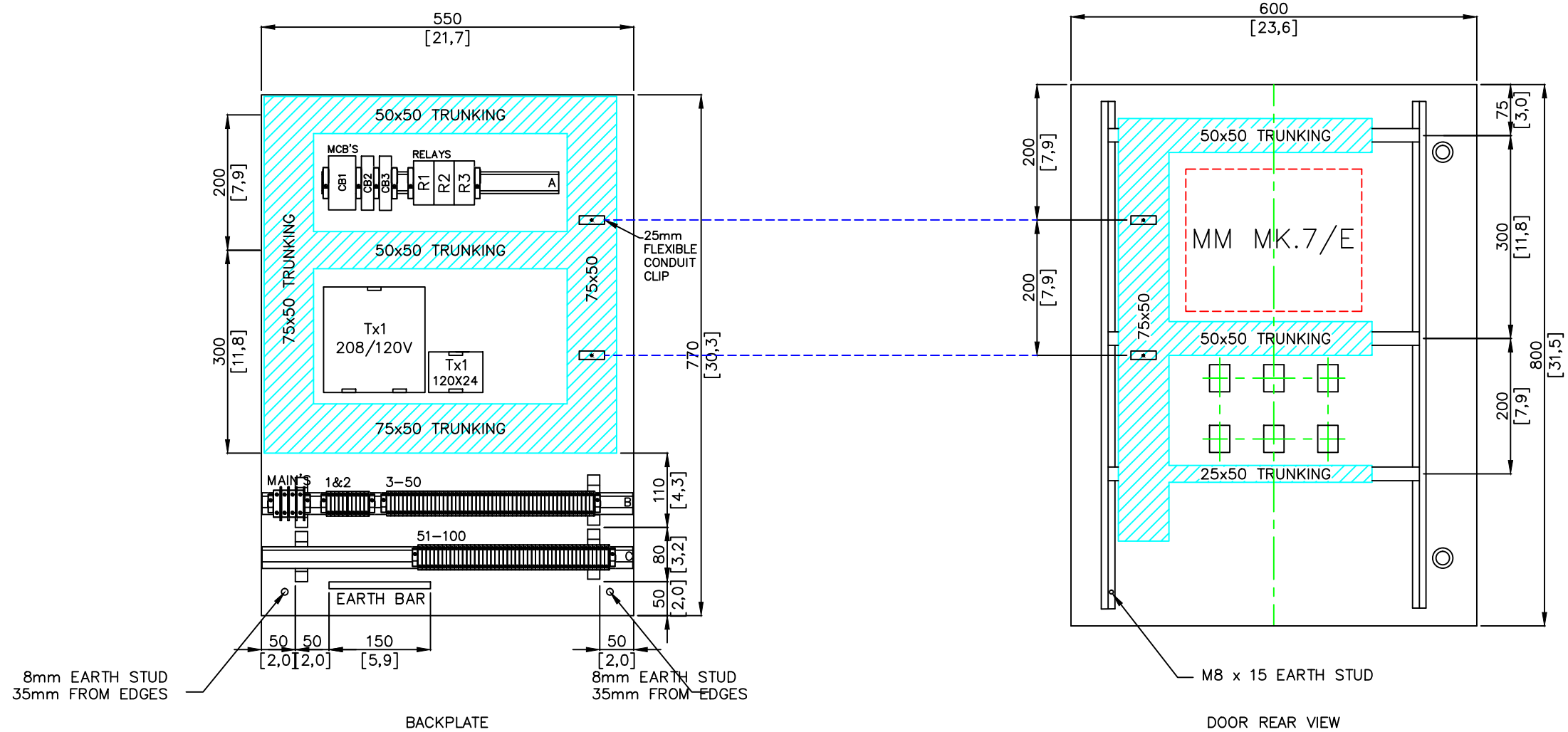
ISSUE	DATE	AUTH.	AMD.No
1	24/09/14	K.W.	0
2	24/09/14	K.W.	0

SPECIAL NOTES
THIRD ANGLE IF IN DOUBT ASK

DRAWING TITLE
MK7 SINGLE FUEL CONTROL PANEL EXTERNAL LAYOUT
1 OF 5

AUTOFLAME
 ENGINEERING LIMITED
 UNIT 1 & 2 CONCORDE BUSINESS CENTRE,
 AIRPORT INDUSTRIAL ESTATE, WIRELESS ROAD, BIGGIN HILL,
 KENT, TN16 3YN
 WWW.AUTOFLAME.COM
 TEL: 0845 872 2000 / FAX 0845 872 2010

CLIENT/SITE -		
SCALE - 1:4(A1)	DATE - 24/09/14	JOB No. - TP16193
DRAWN - K.W.	CHECKED -	DWG No. - 10032-1



- A = DIN RAIL 350mm LONG FITTED WITH:
1xDP, 2xSP MCB's AND 3x14 PIN RELAYS.
- B = G RAIL 550mm LONG FITTED WITH:
4xSAK10 TERMINALS (C/W PARTITIONS),
10xSAK2.5 TERMINALS WITH BUSBAR COVER AND
48xSAK2.5 TERMINALS.
- C = G RAIL 550mm LONG FITTED WITH:
60xSAK2.5 TERMINALS

FIT 10mm² EARTH CABLE FROM THE EARTH BAR TO THE LEFT HAND BACKPLATE EARTH STUD.

FIT 6mm² EARTH CABLE FROM THE LEFT HAND BACKPLATE EARTH STUD TO THE LEFT HAND GLAND PLATE.
ALSO FROM THE RIGHT HAND BACKPLATE EARTH STUD TO THE RIGHT HAND PANEL EARTH STUD AND THEN TO THE DOOR EARTH STUD.
ALSO FROM THE RIGHT HAND BACKPLATE PANEL EARTH STUD TO THE RIGHT HAND GLAND PLATE EARTH STUD

THIS DESIGN/DRAWING IS THE PROPERTY OF AUTOFLAME ENGINEERING LTD. AND IS SUPPLIED WITHOUT RESPONSIBILITY ON OUR PART AND FOR YOUR PRIVATE INFORMATION ALONE. IT IS TO BE SHOWN ONLY TO YOUR SERVANTS OR AGENTS FOR THE PURPOSES OF YOUR BUSINESS AND TO NO OTHER PERSONS AND IS TO BE RETURNED TO US ON DEMAND OR WHEN YOU NO LONGER REQUIRE IT, WHICHEVER IS THE EARLIER.

ISSUE	DATE	AUTH.	AMD.No
1	24/09/14	K.W.	0
2	24/09/14	K.W.	0

SPECIAL NOTES
THIRD ANGLE IF IN DOUBT ASK

DRAWING TITLE
MK7 SINGLE FUEL CONTROL PANEL INTERNAL LAYOUT
2 OF 5

AUTOFLAME
ENGINEERING LIMITED
UNIT 1 & 2 CONCORDE BUSINESS CENTRE,
AIRPORT INDUSTRIAL ESTATE, WIRELESS ROAD, BIGGIN HILL,
KENT, TN16 3YN
WWW.AUTOFLAME.COM
TEL: 0845 872 2000 / FAX 0845 872 2010

CLIENT/SITE -		
SCALE - 1:4(A1)	DATE - 24/09/14	JOB No. - TP16193
DRAWN - K.W.	CHECKED -	DWG No. - 10032-2